

PRINT Your Name: \_\_\_\_\_ Section: \_\_\_\_\_  
 There are 10 problems on 5 pages. Each problem is worth 10 points. SHOW your work. **CIRCLE** your answer. NO CALCULATORS! You might find the following formulas to be useful:

$$\sum_{k=1}^n k^2 = \frac{n(n+1)(2n+1)}{6} \quad \text{and} \quad \sum_{k=1}^n k^3 = \frac{n^2(n+1)^2}{4}$$

1. State the Mean Value Theorem.

If  $f(x)$  is a differentiable function for  $a \leq x \leq b$ , then there exists a number  $c$  such that

$$f'(c) = \frac{f(b) - f(a)}{b - a}$$

2. Define the definite integral.

For each partition of the interval  $a \leq x \leq b$  as

$a = x_0 \leq x_1 \leq \dots \leq x_n = b$ , let

$M_i$  be the maximum of  $f$  on  $[x_{i-1}, x_i]$ ,

$m_i$  be the minimum of  $f$  on  $[x_{i-1}, x_i]$ ,

$U$  be the upper sum  $M_1(x_1 - x_0) + M_2(x_2 - x_1) + \dots + M_n(x_n - x_{n-1})$

and  $L$  be the lower sum  $m_1(x_1 - x_0) + m_2(x_2 - x_1) + \dots + m_n(x_n - x_{n-1})$

If there is exactly one number between every

upper sum and every lower sum, then that number is the definite integral  $\int_a^b f(x) dx$ .

3. Find  $\int x \left( 2x^2 + \frac{1}{x} \right) dx$ . (Check your answer.)

$$= \int (2x^3 + 1) dx$$

$$= \frac{x^4}{2} + x + C$$

4. Find  $\int (\cos^4 x^3)(x^2 \sin x^3) dx$ . (Check your answer.)

$$\text{Let } u = \cos x^3 \\ du = -3x^2 \sin x^3 dx$$

$$= \int u^4 \left(-\frac{1}{3}\right) du$$

$$= \frac{u^5}{-15} + C$$

$$= \boxed{-\frac{1}{15} \cos^5 x^3 + C}$$

5. Find  $\int x\sqrt{x+1} dx$ . (Check your answer.)

$$\text{Let } u = x+1 \\ du = dx \\ u-1 = x$$

$$= \int (u-1)\sqrt{u} du$$

$$= \int u^{\frac{3}{2}} - u^{\frac{1}{2}} du$$

$$= \frac{2}{5} u^{\frac{5}{2}} - \frac{2}{3} u^{\frac{3}{2}} + C$$

$$= \boxed{\frac{2}{5} (x+1)^{\frac{5}{2}} - \frac{2}{3} (x+1)^{\frac{3}{2}} + C}$$

6. Solve the Initial Value Problem  $\frac{dy}{dt} = t^3 y^2$ ,  $y(2) = 1$ . (Check your answer.)

$$* \int y^{-2} dy = \int t^3 dt$$

$$\frac{-1}{y} = \frac{t^4}{4} + C$$

$$\frac{-1}{\frac{t^4}{4} + C} = y$$

$$\frac{-1}{4+C} = 1$$

$$-1 = 4+C$$

$$C = -5 \\ y = \frac{-1}{\frac{t^4}{4} - 5}$$

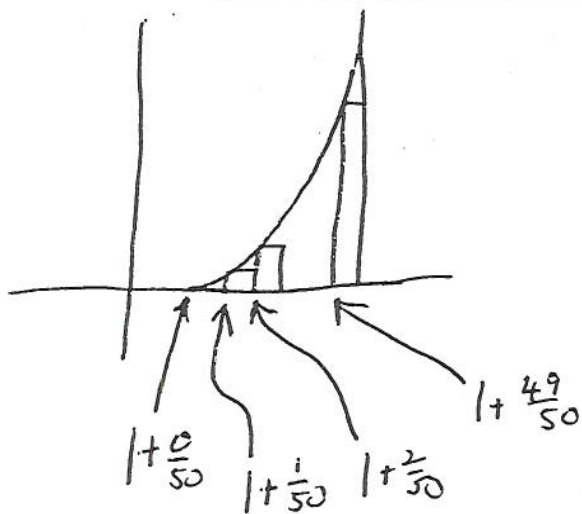
$$\boxed{y = \frac{-4}{t^4 - 20}}$$

## 1996 EX 4

50

$$y = (x-1)^2 \quad 3$$

7. Consider the region  $A$ , which is bounded by the  $x$ -axis,  $y = x^2 - 1$ ,  $x = 1$ , and  $x = 2$ . Consider 50 rectangles, all with base  $1/50$ , which UNDER estimate the area of  $A$ . How much area is inside the 50 rectangles? (You must answer the question I asked. I expect an exact answer.)



$$\text{Area} = \frac{1}{50} \left( \left(1 + \frac{0}{50} - 1\right)^2 + \left(1 + \frac{1}{50} - 1\right)^2 + \dots + \left(1 + \frac{49}{50} - 1\right)^2 \right)$$

$$= \frac{1}{50} \left( \frac{0^2}{50^2} + \frac{1^2}{50^2} + \dots + \frac{49^2}{50^2} \right)$$

$$= \frac{1}{50^3} (1^2 + 2^2 + \dots + 49^2)$$

$$= \frac{1}{50^3} \frac{(49)50(99)}{6}$$

$$= \boxed{\frac{(49)(99)}{6(50)^2}}$$

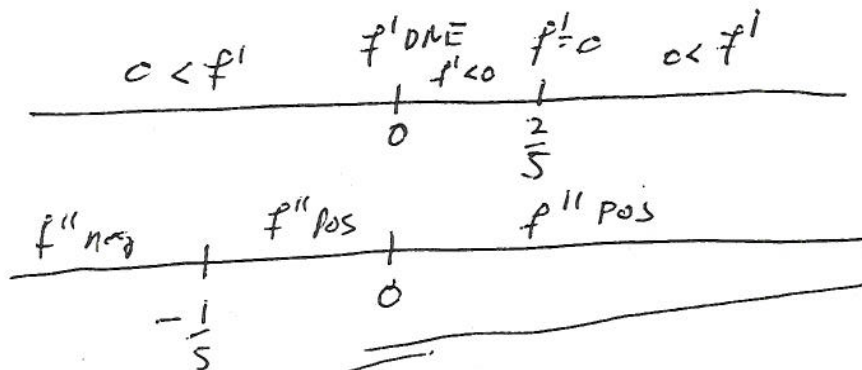
1996 EX 4

8. Let  $f(x) = x^{5/3} - x^{2/3}$ . Where is  $f(x)$  increasing, decreasing, concave up, and concave down? What are the local extreme points and points of inflection of  $y = f(x)$ . Find all vertical and horizontal asymptotes. Graph  $y = f(x)$ .

No V or h asymptotes.

$$f' = \frac{5}{3}x^{2/3} - \frac{2}{3}x^{-1/3} = \frac{1}{3}x^{-1/3}(5x - 2)$$

$$f'' = \frac{10}{9}x^{-1/3} + \frac{2}{9}x^{-4/3} = \frac{2}{9}x^{-4/3}(5x + 1)$$



inc for  $x < 0$ , also for  $\frac{2}{5} < x$   
dec for  $0 < x < \frac{2}{5}$

c.u. for  $-\frac{1}{5} < x$

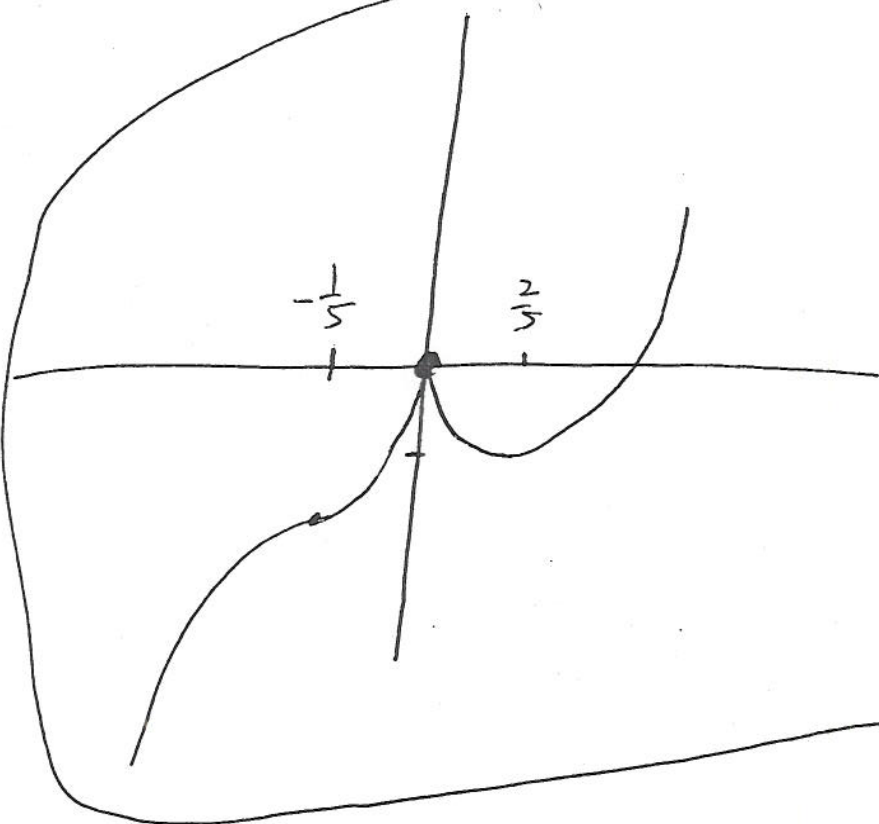
c.d. for  $x < -\frac{1}{5}$

local max (0,0)

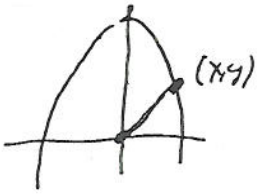
local min  $(\frac{2}{5}, f(\frac{2}{5}))$

point of inflection  $(-\frac{1}{5}, f(-\frac{1}{5}))$

No v. or h. asymptotes.



9. Find the points on the curve  $y = 10 - x^2$  which are closest to the point  $(0, 0)$ .



Let  $(x, y)$  be a point on the parabola

We must minimize  $f = x^2 + y^2$

so  $f = 10 - y + y^2$  with  $y \leq 10$

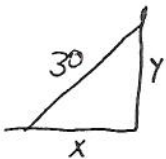
$$f' = -1 + 2y$$

$$f' = 0 \text{ when } y = \frac{1}{2}$$

(This obviously is the min of  $f(y)$  because  $f(y)$  is a parabola which is of the form  $\cup$ .)

So the closest points are  $(\pm\sqrt{10 - \frac{1}{2}}, \frac{1}{2})$

10. A 30-foot ladder is leaning against a wall. If the bottom of the ladder is pulled along the level pavement directly away from the wall at 3 feet per second, how fast is the top of the ladder moving down the wall when the foot of the ladder is 5 feet from the wall?



Know  $\frac{dx}{dt} = 3 \text{ ft/s}$

$$x^2 + y^2 = (30)^2$$

Want  $\frac{dy}{dt} \Big|_{x=5}$

$$2x \frac{dx}{dt} + 2y \frac{dy}{dt} = 0$$

$$\frac{dy}{dt} = -\frac{x}{y} \frac{dx}{dt}$$

$$\frac{dy}{dt} \Big|_{x=5} = \frac{-5}{\sqrt{900-25}} (3) \text{ ft/s}$$