



University of South Carolina

University Technology Services

Columbia SC 29208

Report: Survey Results

Dear Instructor Vandermolen,

This email contains results for Calculus Workshop I:

The global indicators are listed first, followed by the individual average values, consisting of the following scales:

- INSTRUCTOR EVALUATION (Part I)
- INSTRUCTOR OVERALL
- STUDENT OUTCOME (PART II)
- COURSE EVALUATION (Part III)
- OVERALL COURSE EVALUATION (PART IV)
- MISCELLANEOUS INSTRUCTOR QUESTIONS

In the second part of the analysis the average values of all individual questions are listed.

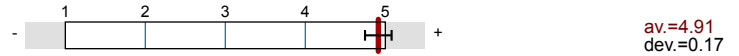
Robert Vandermolen
 Calculus Workshop I (MATH151-001-FALL-2019)
 No. of responses = 4
 No. of enrolled = 5
 % returned = 80



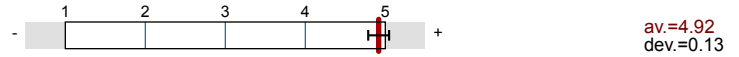
Overall indicators

Global Index

2. INSTRUCTOR EVALUATION (Part I)



3. INSTRUCTOR OVERALL



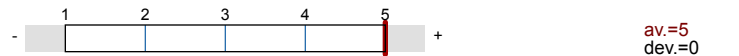
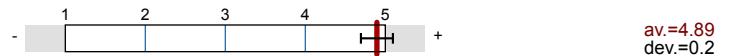
4. STUDENT OUTCOME (PART II)



5. COURSE EVALUATION (Part III)



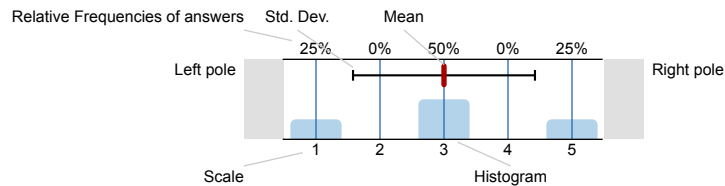
6. OVERALL COURSE EVALUATION (PART IV)



Survey Results

Legend

Question text




n=No. of responses
 av.=Mean
 dev.=Std. Dev.
 ab.=Abstention

1. DEMOGRAPHICS

1.1) Classification:



1.2) Cumulative GPR?



1.3) Is this course required?



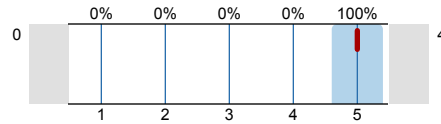
1.4) Anticipated grade in this course?



2. INSTRUCTOR EVALUATION (Part I)

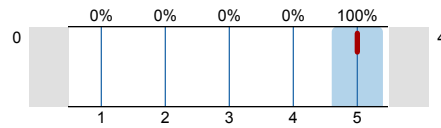
2.1) The instructor clearly stated the instructional objectives of the course.	<p>A horizontal bar chart with a scale from 0 to 5. The x-axis is labeled 1, 2, 3, 4, 5. Above the axis, percentages are shown: 0% for ratings 1-4, and 100% for rating 5. A red vertical line is at 5. The bar for 5 is filled with blue.</p>	n=4 av.=5 dev.=0
2.2) The instructor clearly stated the method by which your final grade would be determined.	<p>A horizontal bar chart with a scale from 0 to 5. The x-axis is labeled 1, 2, 3, 4, 5. Above the axis, percentages are shown: 0% for ratings 1-4, and 100% for rating 5. A red vertical line is at 5. The bar for 5 is filled with blue.</p>	n=4 av.=5 dev.=0
2.3) The instructor clearly explained any special requirements of attendance which differ from the attendance policy of the University.	<p>A horizontal bar chart with a scale from 0 to 5. The x-axis is labeled 1, 2, 3, 4, 5. Above the axis, percentages are shown: 0% for ratings 1-4, and 100% for rating 5. A red vertical line is at 5. The bar for 5 is filled with blue.</p>	n=4 av.=5 dev.=0
2.4) The instructor clearly graded and returned the student's written work (e.g., examinations and papers) in a timely manner.	<p>A horizontal bar chart with a scale from 0 to 5. The x-axis is labeled 1, 2, 3, 4, 5. Above the axis, percentages are shown: 0% for ratings 1-2, 25% for rating 3, 0% for rating 4, and 75% for rating 5. A red vertical line is at 5. Blue bars are at 3 and 5.</p>	n=4 av.=4.5 dev.=1
2.5) The instructor met the class regularly and at the scheduled times.	<p>A horizontal bar chart with a scale from 0 to 5. The x-axis is labeled 1, 2, 3, 4, 5. Above the axis, percentages are shown: 0% for ratings 1-4, and 100% for rating 5. A red vertical line is at 5. The bar for 5 is filled with blue.</p>	n=4 av.=5 dev.=0
2.6) The instructor scheduled a reasonable number of office hours per week.	<p>A horizontal bar chart with a scale from 0 to 5. The x-axis is labeled 1, 2, 3, 4, 5. Above the axis, percentages are shown: 0% for ratings 1-4, and 100% for rating 5. A red vertical line is at 5. The bar for 5 is filled with blue.</p>	n=4 av.=5 dev.=0
2.7) Please indicate your satisfaction with the availability of the instructor outside the classroom. (In selecting your rating, consider the instructor's availability via established office hours, appointments, and other opportunities for face-to-face interaction as well as via telephone, e-mail, fax and other means)	<p>A horizontal bar chart with a scale from 0 to 5. The x-axis is labeled 1, 2, 3, 4, 5. Above the axis, percentages are shown: 0% for ratings 1-4, and 100% for rating 5. A red vertical line is at 5. The bar for 5 is filled with blue.</p>	n=4 av.=5 dev.=0
2.8) If web sites, Blackboard, or other Internet resources were a part of this course, to what extent did they enhance or detract from your learning experience in the course.	<p>A horizontal bar chart with a scale from 0 to 5. The x-axis is labeled 1, 2, 3, 4, 5. Above the axis, percentages are shown: 0% for ratings 1-2, 25% for rating 3, 25% for rating 4, and 50% for rating 5. A red vertical line is at 5. Blue bars are at 3, 4, and 5.</p>	n=4 av.=4.25 dev.=0.96
2.9) displays a clear understanding of the subject matter and course topics.	<p>A horizontal bar chart with a scale from 0 to 5. The x-axis is labeled 1, 2, 3, 4, 5. Above the axis, percentages are shown: 0% for ratings 1-4, and 100% for rating 5. A red vertical line is at 5. The bar for 5 is filled with blue.</p>	n=4 av.=5 dev.=0
2.10) motivates me to learn the subject.	<p>A horizontal bar chart with a scale from 0 to 5. The x-axis is labeled 1, 2, 3, 4, 5. Above the axis, percentages are shown: 0% for ratings 1-4, and 100% for rating 5. A red vertical line is at 5. The bar for 5 is filled with blue.</p>	n=4 av.=5 dev.=0
2.11) gives clear and helpful responses to student questions.	<p>A horizontal bar chart with a scale from 0 to 5. The x-axis is labeled 1, 2, 3, 4, 5. Above the axis, percentages are shown: 0% for ratings 1-4, and 100% for rating 5. A red vertical line is at 5. The bar for 5 is filled with blue.</p>	n=4 av.=5 dev.=0

2.12) is concerned that students learn the material.



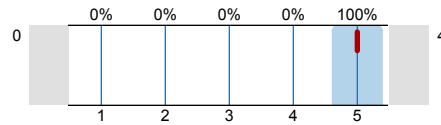
n=4
av.=5
dev.=0

2.13) treats students with respect.



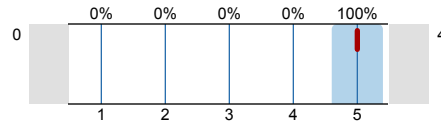
n=4
av.=5
dev.=0

2.14) grades fairly.



n=4
av.=5
dev.=0

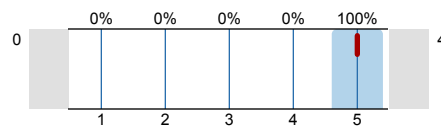
2.15) well-utilized class time, either by lecture, group work, student presentations or other activities.



n=4
av.=5
dev.=0

3. INSTRUCTOR OVERALL

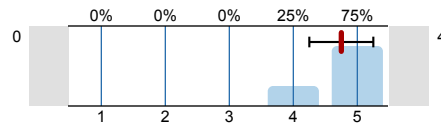
3.1) OVERALL, considering all aspects, I rate the overall performance of my instructor as:



n=4
av.=5
dev.=0

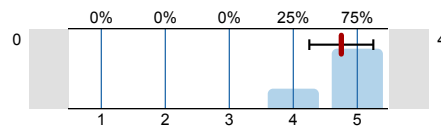
4. STUDENT OUTCOME (PART II)

4.1) Gaining factual knowledge of this subject (terminology, methods, skills).



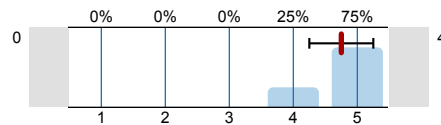
n=4
av.=4.75
dev.=0.5

4.2) Learning fundamental principles, theories or generalizations.



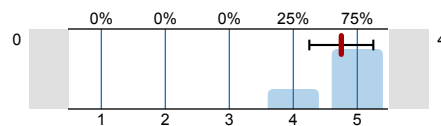
n=4
av.=4.75
dev.=0.5

4.3) Improving my oral and written communication skills.



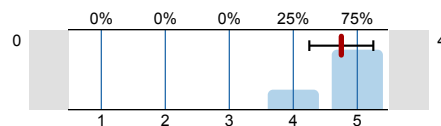
n=4
av.=4.75
dev.=0.5

4.4) Learning to apply course materials to improve decision making, rational thinking and problem solving.



n=4
av.=4.75
dev.=0.5

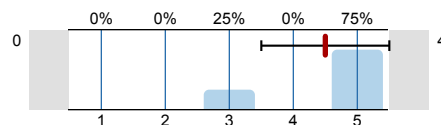
4.5) OVERALL, I rate the progress I have made in this course as compared with others I have taken as:



n=4
av.=4.75
dev.=0.5

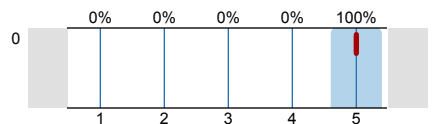
5. COURSE EVALUATION (Part III)

5.1) Exams assess and reflect course material accurately.



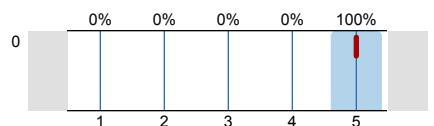
n=4
av.=4.5
dev.=1

5.2) Specified objectives for this course were achieved.



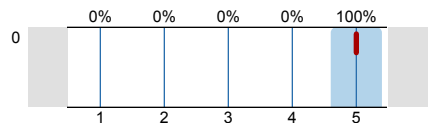
n=4
av.=5
dev.=0

5.3) Text was clear, readable and useful.



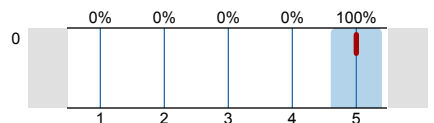
n=4
av.=5
dev.=0

5.4) The classroom atmosphere was conducive to free expression of ideas and questioning.



n=4
av.=5
dev.=0

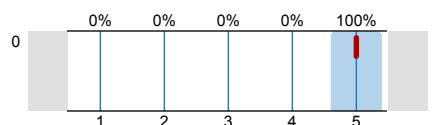
5.5) The departmental prerequisite courses were adequate preparation for this course.



n=3
av.=5
dev.=0

6. OVERALL COURSE EVALUATION (PART IV)

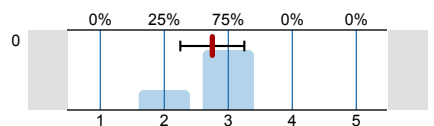
6.1) OVERALL, considering all of the above aspects, I rate this course as:



n=4
av.=5
dev.=0

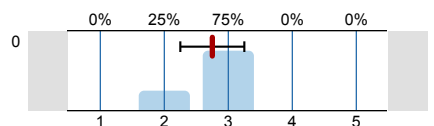
7. COURSE EVALUATION (PART V)

7.1) Related to my other courses, the material covered was:



n=4
av.=2.75
dev.=0.5

7.2) Related to my other courses, the workload was:



n=4
av.=2.75
dev.=0.5

8. MISCELLANEOUS INSTRUCTOR QUESTIONS

- 8.1) Miscellaneous #1 The evaluation will not be displayed due to low response rate.
- 8.2) Miscellaneous #2 The evaluation will not be displayed due to low response rate.
- 8.3) Miscellaneous #3 The evaluation will not be displayed due to low response rate.
- 8.4) Miscellaneous #4 The evaluation will not be displayed due to low response rate.
- 8.5) Miscellaneous #5 The evaluation will not be displayed due to low response rate.

Profile

Subunit: Math TA
 Name of the instructor: Robert Vandermolén
 Name of the course: Calculus Workshop I
 (Name of the survey)

Values used in the profile line: Mean

2. INSTRUCTOR EVALUATION (Part I)

2.1) The instructor clearly stated the instructional objectives of the course.		n=4	av.=5.00	md=5.00	dev.=0.00
2.2) The instructor clearly stated the method by which your final grade would be determined.		n=4	av.=5.00	md=5.00	dev.=0.00
2.3) The instructor clearly explained any special requirements of attendance which differ from the attendance policy of the University.		n=4	av.=5.00	md=5.00	dev.=0.00
2.4) The instructor clearly graded and returned the student's written work (e.g., examinations and papers) in a timely manner.		n=4	av.=4.50	md=5.00	dev.=1.00
2.5) The instructor met the class regularly and at the scheduled times.		n=4	av.=5.00	md=5.00	dev.=0.00
2.6) The instructor scheduled a reasonable number of office hours per week.		n=4	av.=5.00	md=5.00	dev.=0.00
2.7) Please indicate your satisfaction with the availability of the instructor outside the classroom. (In selecting your rating, consider		n=4	av.=5.00	md=5.00	dev.=0.00
2.8) If web sites, Blackboard, or other Internet resources were a part of this course, to what extent did they enhance or detract from your		n=4	av.=4.25	md=4.50	dev.=0.96
2.9) displays a clear understanding of the subject matter and course topics.		n=4	av.=5.00	md=5.00	dev.=0.00
2.10) motivates me to learn the subject.		n=4	av.=5.00	md=5.00	dev.=0.00
2.11) gives clear and helpful responses to student questions.		n=4	av.=5.00	md=5.00	dev.=0.00
2.12) is concerned that students learn the material.		n=4	av.=5.00	md=5.00	dev.=0.00
2.13) treats students with respect.		n=4	av.=5.00	md=5.00	dev.=0.00
2.14) grades fairly.		n=4	av.=5.00	md=5.00	dev.=0.00
2.15) well-utilized class time, either by lecture, group work, student presentations or other activities.		n=4	av.=5.00	md=5.00	dev.=0.00

3. INSTRUCTOR OVERALL

3.1) OVERALL, considering all aspects, I rate the overall performance of my instructor as:		n=4	av.=5.00	md=5.00	dev.=0.00
--	--	-----	----------	---------	-----------

4. STUDENT OUTCOME (PART II)

4.1) Gaining factual knowledge of this subject (terminology, methods, skills).		n=4	av.=4.75	md=5.00	dev.=0.50
--	--	-----	----------	---------	-----------

4.2) Learning fundamental principles, theories or generalizations.		n=4	av.=4.75	md=5.00	dev.=0.50
4.3) Improving my oral and written communication skills.		n=4	av.=4.75	md=5.00	dev.=0.50
4.4) Learning to apply course materials to improve decision making, rational thinking and problem solving.		n=4	av.=4.75	md=5.00	dev.=0.50
4.5) OVERALL, I rate the progress I have made in this course as compared with others I have taken as:		n=4	av.=4.75	md=5.00	dev.=0.50

5. COURSE EVALUATION (Part III)

5.1) Exams assess and reflect course material accurately.		n=4	av.=4.50	md=5.00	dev.=1.00
5.2) Specified objectives for this course were achieved.		n=4	av.=5.00	md=5.00	dev.=0.00
5.3) Text was clear, readable and useful.		n=4	av.=5.00	md=5.00	dev.=0.00
5.4) The classroom atmosphere was conducive to free expression of ideas and questioning.		n=4	av.=5.00	md=5.00	dev.=0.00
5.5) The departmental prerequisite courses were adequate preparation for this course.		n=3	av.=5.00	md=5.00	dev.=0.00

6. OVERALL COURSE EVALUATION (PART IV)

6.1) OVERALL, considering all of the above aspects, I rate this course as:		n=4	av.=5.00	md=5.00	dev.=0.00
--	--	-----	----------	---------	-----------

7. COURSE EVALUATION (PART V)

7.1) Related to my other courses, the material covered was:		n=4	av.=2.75	md=3.00	dev.=0.50
7.2) Related to my other courses, the workload was:		n=4	av.=2.75	md=3.00	dev.=0.50

8. MISCELLANEOUS INSTRUCTOR QUESTIONS

8.1) Miscellaneous #1 (*)	
8.2) Miscellaneous #2 (*)	
8.3) Miscellaneous #3 (*)	
8.4) Miscellaneous #4 (*)	
8.5) Miscellaneous #5 (*)	

(*) Note: If the number of responses to a question is too low the evaluation will not be displayed in the profile line.

Profile Line for Indicators

Subunit:

Math TA

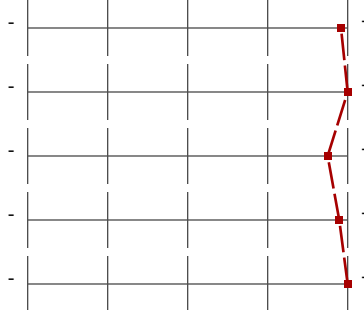
Name of the instructor:

Robert Vanderمولen

Name of the course:
(Name of the survey)

Calculus Workshop I

2. INSTRUCTOR EVALUATION (Part I)



av.=4.92

dev.=0.13

3. INSTRUCTOR OVERALL

av.=5.00

dev.=0.00

4. STUDENT OUTCOME (PART II)

av.=4.75

dev.=0.50

5. COURSE EVALUATION (Part III)

av.=4.89

dev.=0.20

6. OVERALL COURSE EVALUATION (PART IV)

av.=5.00

dev.=0.00

Comments Report

7. COURSE EVALUATION (PART V)

7.3) Please comment on what you feel are the positive and negative aspects of your instructor and his/her teaching outlook:

Rob has helped me significantly in my understanding of Calculus. I owe much of my new success to his teaching ability. He is always ready and willing to answer any questions or confusion you have on a particular subject. Although this class was not required I can say it has been my favorite class this semester.

He was very knowledgeable and ready to help with any and all questions!

For his first time teaching this class, he did really well. I learned a lot from this class and I'm confident ~~that~~ this class helped me pass calculus.

7.4) Comment on what you feel are the positive and negative aspects of this course:

The group work and worksheets were a positive aspect.

Positive: not too fast paced

Negative: wish we met earlier